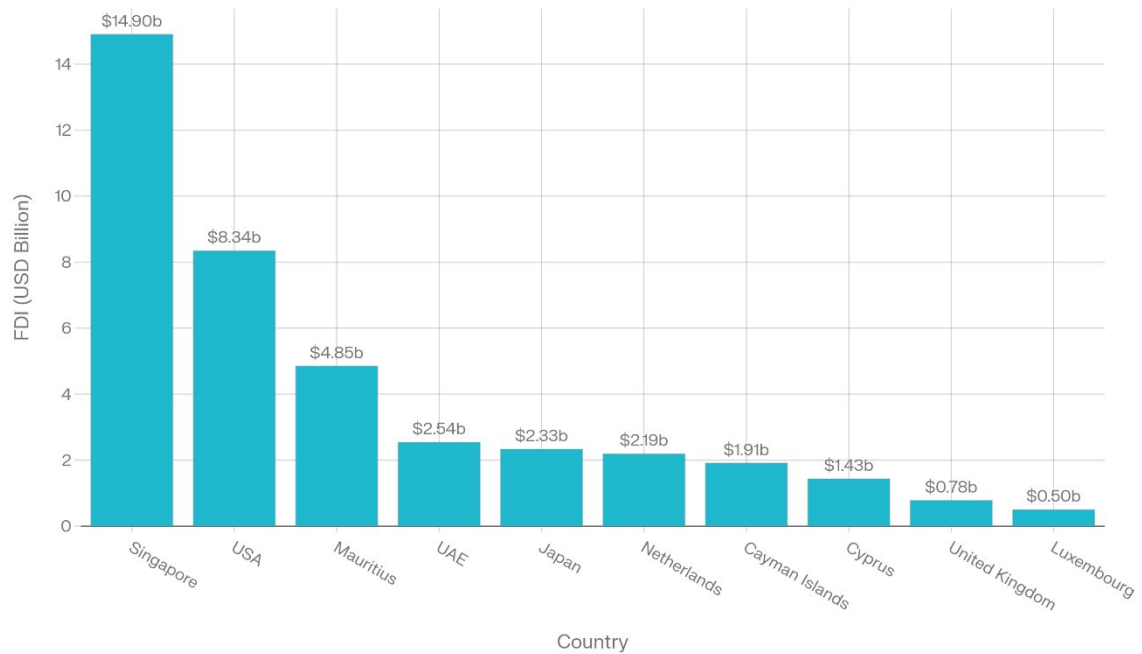
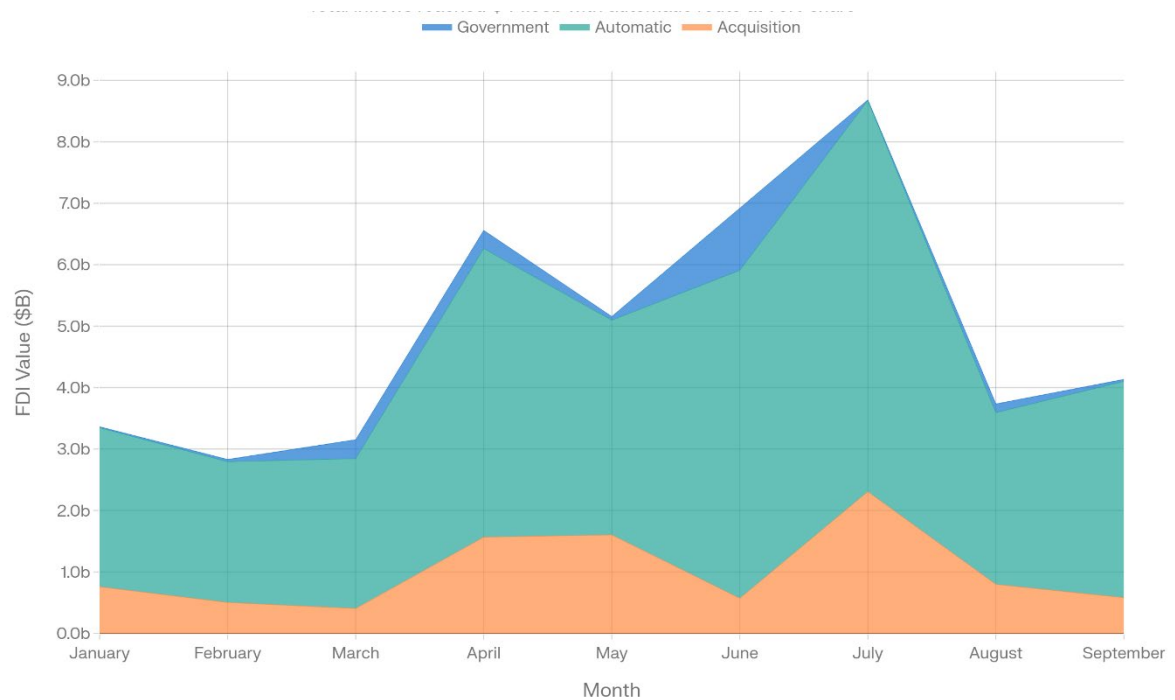


**FOREIGN DIRECT INVESTMENT TRENDS IN INDIA (JANUARY 2025 TILL SEPTEMBER 2025)****FDI Inflows in India from Top 10 Countries**

Data Source: DPIIT FDI Equity Inflow Report (January 2025- September 2025)

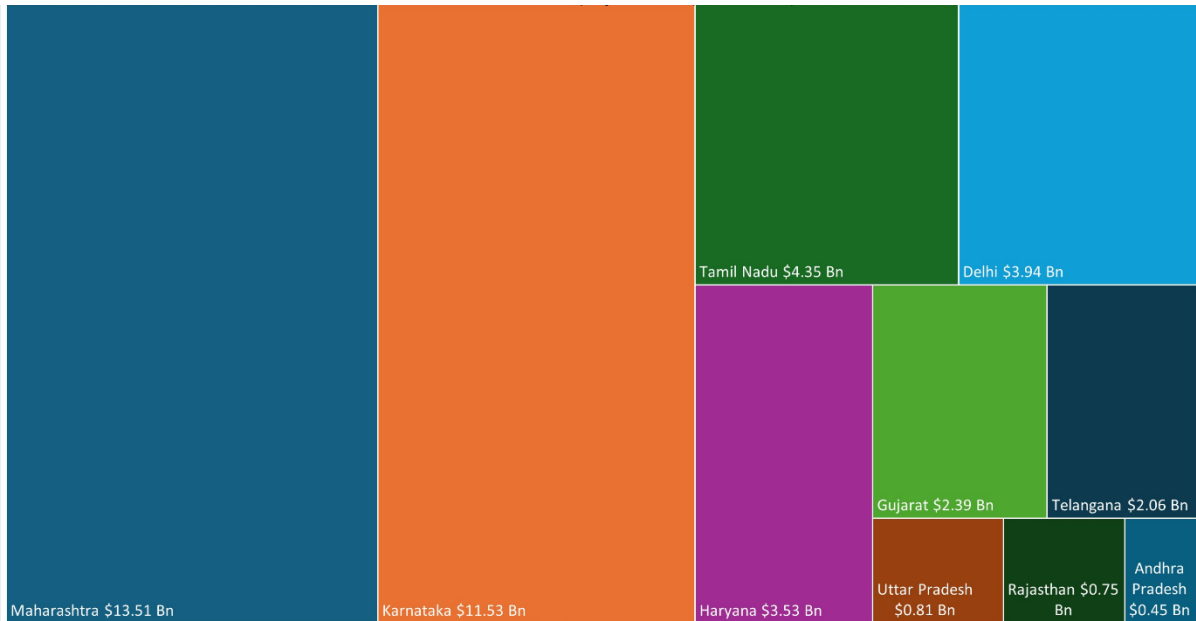
**Comparison between FDI Inflows in India****Automatic Route vs Government Approval Route vs Secondary Acquisition**

Data Source: DPIIT Month-wise and Route-wise distribution FDI Equity Inflow Report (January 2025 - September 2025)



### Top 10 Indian states receiving FDI Equity Inflows

Data Source: DPIIT State-wise FDI Equity Inflow Report (January 2025- September 2025)



### Top 10 Sector receiving FDI Equity Inflows

Data Source: DPIIT Sector-wise FDI Equity Inflow Report (January 2025- September 2025)



### Overview of FDI Inflows – Key Metrics

Metric	Value
<b>Total FDI</b>	Approx. \$44.53 Billion
<b>Period Covered</b>	Jan-Sept 2025 (9 months)
<b>Top Source Country</b>	Singapore
<b>Top State Receiving FDI</b>	Maharashtra
<b>Top Sector Receiving FDI</b>	Computer Software & Hardware